

Device connector, front mounting - CA-07S1N8A6Z00 - 1619897

Please be informed that the data shown in this PDF Document is generated from our Online Catalog. Please find the complete data in the user's documentation. Our General Terms of Use for Downloads are valid (<http://phoenixcontact.com/download>)



Device connector, front mounting, CA, straight, shielded: yes, for standard and SPEEDCON interlock, M23, No. of pos.: 7, type of contact: Socket, Crimp connection, Axial seal, Central fastening Pg13,5, coding:N

The figure shows the 6-pos. product version

Your advantages

- ✓ Safe use in the field, thanks to high degree of protection
- ✓ Connector for flexible on-site assembly
- ✓ Consistent EMC protection for reliable transmission of signals
- ✓ Crimping connection: vibration- and temperature-resistant assembly



Key Commercial Data

Packing unit	1 pc
GTIN	 4 046356 820691
GTIN	4046356820691
Custom tariff number	85366990
Country of origin	Germany

Technical data

Temperature range

Temperature range	-40 °C ... 125 °C
-------------------	-------------------

Data of the insulating body

Note	Order information: Order crimp contacts Ø 2 mm separately
Coding	N
Insulator material	PA 6.6

Device connector, front mounting - CA-07S1N8A6Z00 - 1619897

Technical data

Data of the insulating body

Contact connection method	Crimp connection
Type of contacts	Socket
Application	Signal
Number of positions	7
Direction of rotation	Standard
Contact diameter of signal contacts	2 mm
Litz wire cross section of signal contacts min.	1 mm ²
Litz wire cross section of signal contacts max.	2.5 mm ²
Nominal current per signal contact	20 A
Rated voltage of signal contact	48 V AC
Rated surge voltage	1.5 kV
Overvoltage category	III
Degree of pollution	3

Housing data

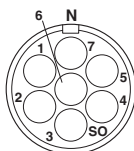
Note	Order information: If necessary, order locking nut separately
Housing material	CuZn
Type of locking	for standard and SPEEDCON interlock
Degree of protection (when plugged in)	IP67
Thread type	M23

Environmental Product Compliance

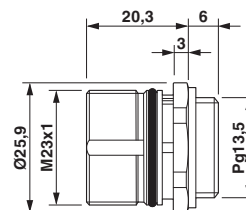
China RoHS	Environmentally Friendly Use Period = 50 years
	For details about hazardous substances go to tab "Downloads", Category "Manufacturer's declaration"

Drawings

Schematic diagram

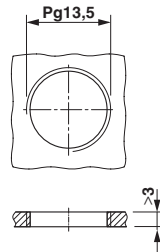


Dimensional drawing



Device connector, front mounting - CA-07S1N8A6Z00 - 1619897

Dimensional drawing



Installation dimensions

Classifications

eCl@ss

eCl@ss 10.0.1	27440102
eCl@ss 11.0	27440102
eCl@ss 4.0	27140800
eCl@ss 4.1	27140800
eCl@ss 5.0	27143400
eCl@ss 5.1	27143400
eCl@ss 6.0	27279200
eCl@ss 7.0	27440103
eCl@ss 9.0	27440102

ETIM

ETIM 3.0	EC001121
ETIM 4.0	EC002635
ETIM 6.0	EC002061

UNSPSC

UNSPSC 6.01	43172015
UNSPSC 7.0901	43201404
UNSPSC 11	43172015
UNSPSC 12.01	43201404
UNSPSC 13.2	39121413
UNSPSC 18.0	39121413
UNSPSC 19.0	39121413
UNSPSC 20.0	39121413
UNSPSC 21.0	39121413

Device connector, front mounting - CA-07S1N8A6Z00 - 1619897

Approvals

Approvals

Approvals

UL Recognized / cUL Recognized / cULus Recognized

Ex Approvals

Approval details

UL Recognized		http://database.ul.com/cgi-bin/XYV/template/LISEXT/1FRAME/index.htm	E335019-20141210
Nominal voltage UN		48 V	
Nominal current IN		17 A	
mm ² /AWG/kcmil		14	

cUL Recognized		http://database.ul.com/cgi-bin/XYV/template/LISEXT/1FRAME/index.htm	E335019-20141210
Nominal voltage UN		48 V	
Nominal current IN		10 A	
mm ² /AWG/kcmil		14	

cULus Recognized			
------------------	--	--	--

Accessories

Accessories

Circular connectors (device side)

Device connector, front mounting - CA-07S1N8A6Z00 - 1619897

Accessories

Flat nut - SACC-E-MU-PG13,5 - 1539143



Flat nut with Pg13.5 thread

Crimp contact

Crimp contact - RC-5CS2000 - 1603517



Crimp contact, turned, contact diameter: 2 mm, crimp range: 1 mm² ... 1.5 mm²

Crimp contact - RC-5AS2000 - 1603509



Crimp contact, turned, contact diameter: 2 mm, crimp range: 1.5 mm² ... 2.5 mm²

Crimp contact - RC-5SS2000 - 1603530



Crimp contact, turned, contact diameter: 2 mm, crimp range: 0.5 mm² ... 0.75 mm²

Crimp contact - RC-59S2000 - 1603501



Crimp contact, turned, contact diameter: 2 mm, crimp range: 0.75 mm² ... 1 mm²

Device connector, front mounting - CA-07S1N8A6Z00 - 1619897

Accessories

Mounting material

Color-coding - CA-Z0110 - 1620700



Color-coding, color: green

Color-coding - CA-Z0111 - 1620701



Color-coding, color: orange

Color-coding - CA-Z0112 - 1620702



Color-coding, color: black

Contact removal tool - CA-Z0001 - 1620699



Unlocking tool for contact carriers for snapping in the M23 signal device connectors

Protective cover

Protective cap - SF-Z0019 - 1607449



Plastic protection cap, with eye, IP40 for connectors with M23 external thread, RF, SF series

Device connector, front mounting - CA-07S1N8A6Z00 - 1619897

Accessories

Protective cap - RC-Z2059 - 1604225



Plastic protection cap for connectors with M23 external thread

Plastic anti-static dust protection cap - RC-Z2469 - 1611797



Plastic protection cap, antistatic, for RF, SF, CA, RC series connectors, with M23 external thread

Metal protective cap - RC-Z2104 - 1604260



Metal protection cap for signal connectors with M23 external thread

Metal protective cap - RC-Z2068 - 1604236



Metal protection cap with steel wire for signal connectors with M23 external thread
